

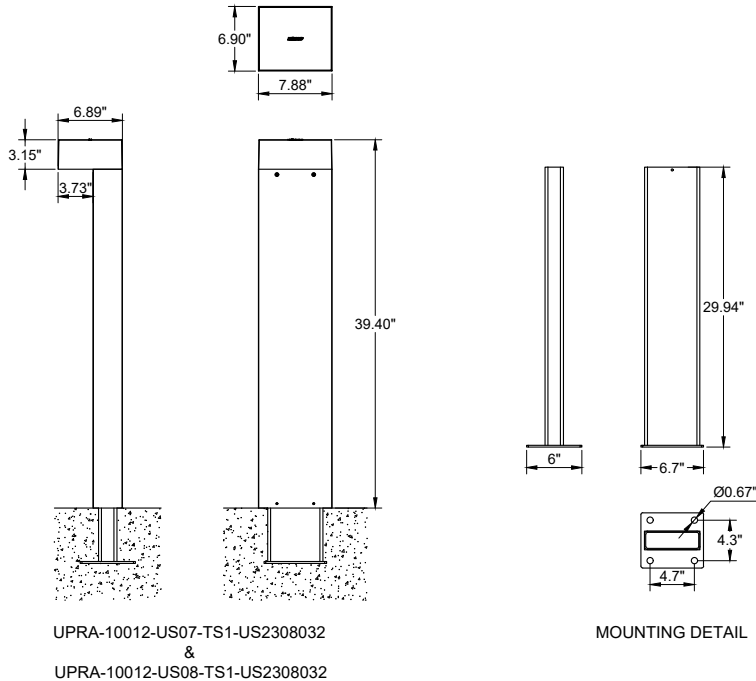
INSTALLATION AND SERVICE MANUAL

LIGMAN
NORTH AMERICA

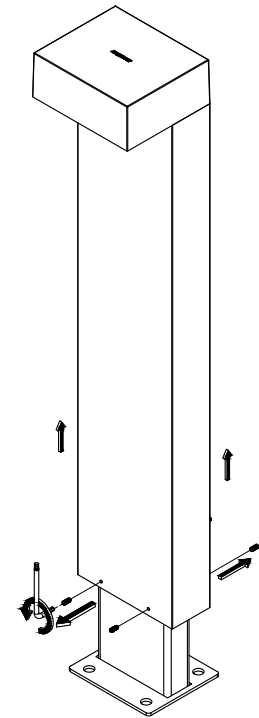
For Installation of Prague 2 Medium Bollard.
Model. UPR-10012-US07-TS1_US2308032 and UPR-10012-US08-TS1_US2308032

PRODUCT DRAWING (DIMENSIONS)

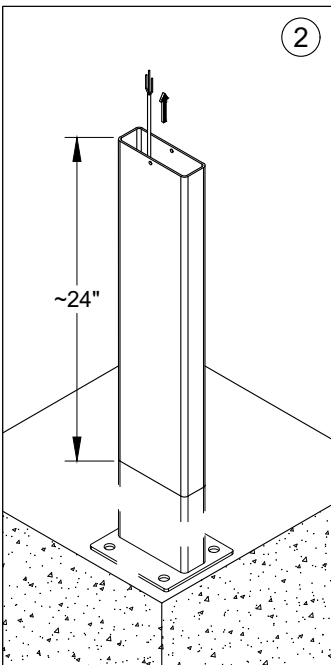
SUITABLE FOR WET LOCATIONS



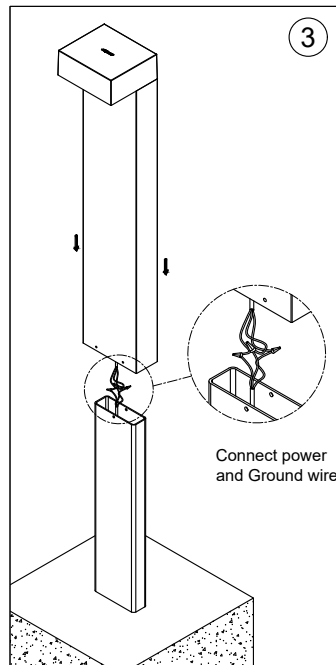
1



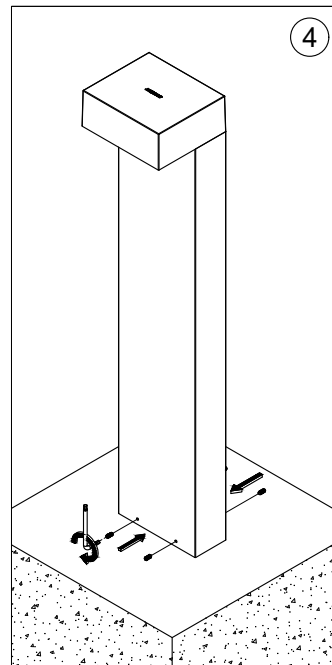
2



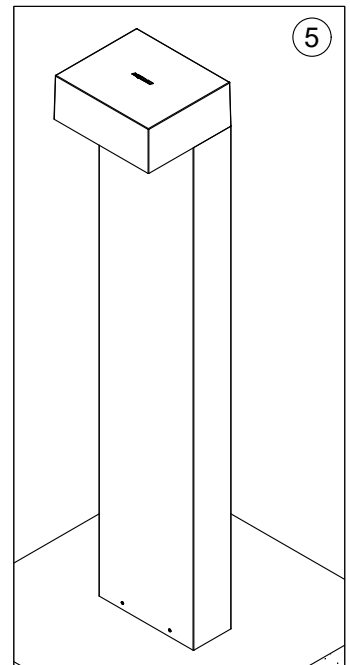
3



4



5



Notice to installer :

- 1.WIRING INSTRUCTIONS** Warning : RISK OF FIRE AND ELECTRICAL SHOCK. : FIXTURE MUST BE INSTALLED BY A QUALIFIED ELECTRICIAN ONLY>FIXTURE IS INTENDED FOR INSTALLATION IN ACCORDANCE WITH THE NATIONAL ELECTRICAL CODE, LOCAL AND FEDERAL CODE SPECIFICATIONS. DISCONNECT POWER BEFORE SERVICING.
- 2.This fixture has a VOLTAGE SPECIFIC BALLAST,**Check that the supply voltage is the same as the installed ballast voltage.

Ligman Lighting USA

7144 NE Progress Court, Hillsboro
Oregon, 97124, USA
Tel : 503 645 0500 | Fax : 503 645 8100